



Stainless Steel Pumps

Model OPTIMA

Domestic Submersible Sump Pumps



Optima MA
Automatic pump with Float Switch

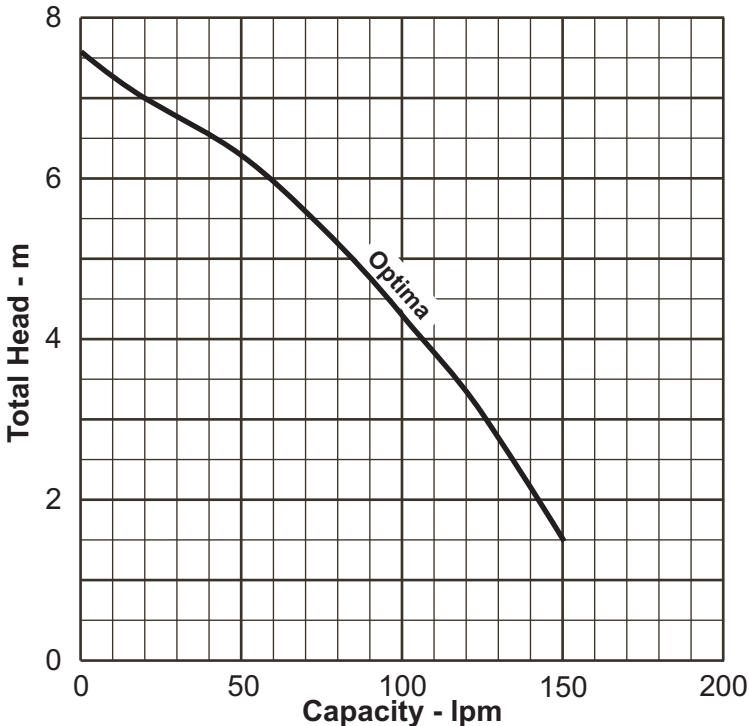
With Mechanical Seal



Domestic sump pump manufactured in stainless steel and thermo plastics with a mechanical seal. Suitable for many light dewatering applications including:-

- draining wells, basements, cellars, etc.
- emptying of tanks & drums
- general transfer of clean water.

Performance Curve



Performance Table

Pump Model	Motor Output	Discharge Ø mm	Power Supply	Full Load Current	Capacitor	Capacity - lpm																				
						0	20	50	75	100	125	150														
Optima	0.25 kW	32 mm	230 V, 50 Hz, 1 PH	1.9 A	8 µF	<table border="1"> <thead> <tr> <th colspan="7">Total Head - m</th> </tr> <tr> <th>7.6</th> <th>7.0</th> <th>6.3</th> <th>5.4</th> <th>4.3</th> <th>3.1</th> <th>1.5</th> </tr> </thead> </table>							Total Head - m							7.6	7.0	6.3	5.4	4.3	3.1	1.5
Total Head - m																										
7.6	7.0	6.3	5.4	4.3	3.1	1.5																				

Specifications

- Submersible pump with semi open impeller
- Maximum liquid temperature: 50 °C
- Maximum submergence: 5 m

Materials

- Pump casing: 304 Stainless Steel
- Impeller: Thermo plastic (PPE + glass fibre)
- Outer casing: 304 Stainless Steel
- Shaft: 303 Stainless Steel
- Motor frame: 304 Stainless Steel
- Motor Cap: Polypropylene
- Seal: Carbon/Ceramic Mechanical Seal in oil lubricated chamber, Upper Lip Seal

Motor Data

- Air filled, dry submersible, 2 pole, 50 Hz
- Insulation class F
- IP68 protection
- 1 Phase - 230 Volt
- In built overload protection

Range

- 32 mm Ø discharge
- 0.25 kW
- Single phase, automatic or manual versions
- Magnetic Switch version available (for clean water)

Supply

- 5 m of cable with 3 pin plug

Accessories

- Low level suction skirt (for manual model)



Optima MS
Automatic pump with Magnetic Switch



Optima M
Manual Pump



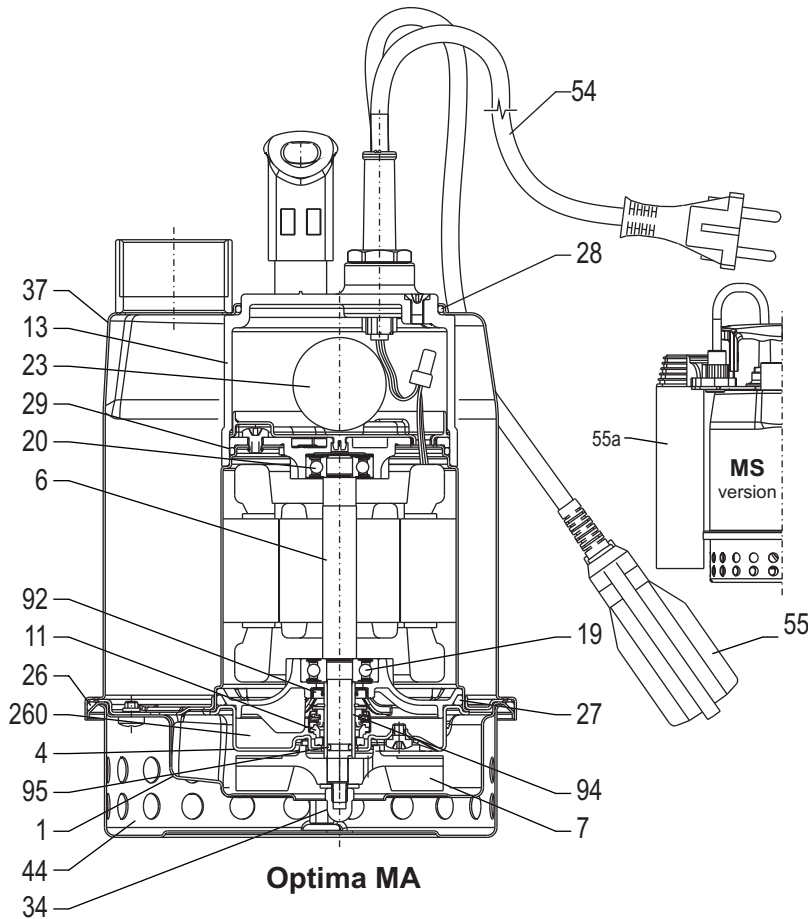
Low level suction "skirt" (down to 3 mm)



(for manual model)

Sectional Drawing

Model **OPTIMA**



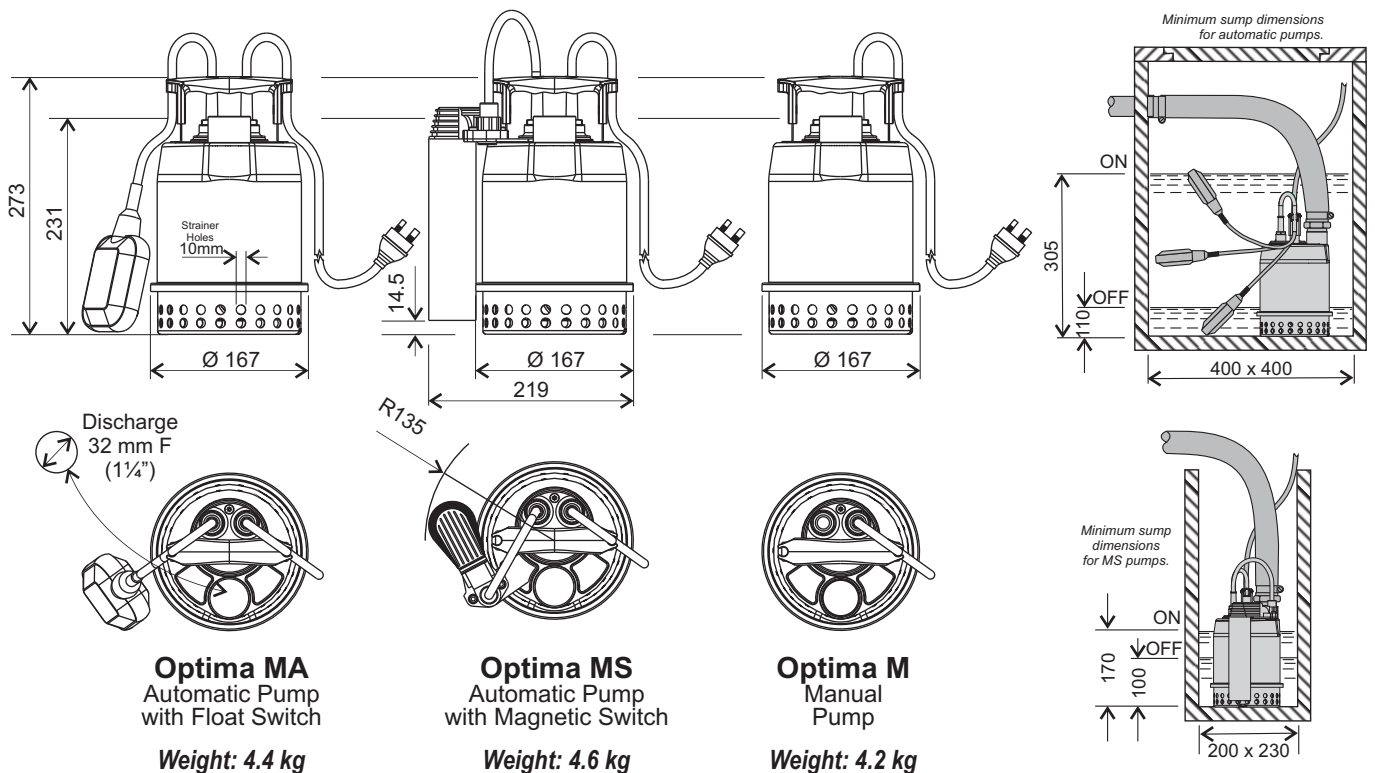
No.	Description	Material	Qty.
1	Casing	304 Stainless Steel	1
4	Casing cover	304 Stainless Steel	1
6	Shaft with rotor [#]	303 Stainless Steel	1
7	Impeller	Glass reinforced PPE	1
11	Mechanical seal	Carbon/Ceramic/NBR	1
13	Motor cover	PP Polypropylene	1
19	Lower bearing	Sealed Ball Bearing	1
20	Upper bearing	Sealed Ball Bearing	1
23	Capacitor	-	1
26	O-Ring	NBR Rubber	1
27	O-Ring	NBR Rubber	1
28	O-Ring	NBR Rubber	1
29	O-Ring	NBR Rubber	1
34	Impeller nut	303 Stainless Steel	1
37	Outer casing	304 Stainless Steel	1
44	Strainer	304 Stainless Steel	1
54	Submersible power cable	H05W-F	1
55	Float switch	(for MA version only)	1
55a	Float switch	(for MS version only)	1
92	Lip seal	NBR Rubber	1
94	Shaft sleeve	Ceramic coated 303 S/Steel	1
95	O-Ring	NBR Rubber	1
260	Oil	Esso MARCOL 152	40 ml

- refers to pump side of shaft material

Dimensions

Model **OPTIMA**

Units: mm unless otherwise specified



Optima MA
Automatic Pump
with Float Switch

Weight: 4.4 kg

Optima MS
Automatic Pump
with Magnetic Switch

Weight: 4.6 kg

Optima M
Manual
Pump

Weight: 4.2 kg

Specifications subject to change without notice